





-  601-700m²
-  701-800m²
-  801-900m²

PLAN		STAGE 14a SALES PLAN	
SCALE		Not to scale	
DWG Name:	7549-SALE-182	Date:	3 June 2010
Surveyed:	T&A	Drafted:	GEL
Parish:	PIMPAMA	County:	WARD
Sheet:	1 of 1		



treasure & associates
 a colliers company
 urban designers town planners
 land surveyors
 tel: (07) 555 51800 | fax: (07) 555 9999 | info@treasure.com.au